



SECURITY BENEFIT

# SFR<sup>®</sup> 401(a) Plan

ENROLLMENT BOOKLET



Dear Participant:

One of the most important activities you will ever perform is planning for your retirement. The information contained in this booklet will help you regardless of whether you consider yourself a savvy retirement investor or someone who has not yet started planning.

Whatever your retirement dreams are, it is essential to have a plan to achieve them. This booklet may act as your blueprint to help you achieve a successful savings and investment strategy. We hope the tools and information contained within these pages will help you reach your retirement goals.

All it takes is four, easy steps.

**Imagine:** What will your retirement look like?

**Plan:** How much will you save?

**Invest:** How do you create a strategy that can help you achieve your dreams?

**Act:** Complete the forms to enroll in your plan.

Security Benefit is prepared to help you meet your long-term financial goals. We have partnered with your employer to provide a quality retirement plan that gives you the opportunity to take advantage of tax deferred savings.

We look forward to serving you for many years to come.

Sincerely,

Security Benefit



Questions? Call our National Service Center at 800.747.3942.

---

## Instructions

Complete the **entire** form to establish a new 401(a) Governmental Account. Provide your employer a copy of this form. Your financial representative can assist you in completing this form. Please type or print.

---

### 1. Sign Up

Plan Number \_\_\_\_\_ Plan Name \_\_\_\_\_

Participant Name \_\_\_\_\_  Male  Female  
First MI Last

Social Security Number \_\_\_\_\_ Date of Birth \_\_\_\_\_  
(mm/dd/yyyy)

Mailing Address \_\_\_\_\_  
Line 1 Line 2  
City State Zip Code

Residential Address \_\_\_\_\_  
(Residential Address is a required field if Mailing Address is a PO Box)  
Line 1 Line 2  
City State Zip Code

Daytime Phone Number \_\_\_\_\_ Mobile / Home Phone Number \_\_\_\_\_

Date of Hire \_\_\_\_\_ Email \_\_\_\_\_  
(mm/dd/yyyy)

---

### 2. Complete Waiver Election

Only complete this section if you are a new participant in a 414(h) Pick Up Plan and you elect to never participate.

I understand that as a result of this irrevocable election, no contributions will ever be made for me under this Plan, including present mandatory employee contributions and any employer contributions, including additional contributions that may be made in the future. I fully understand that I can never change this election after the Enrollment Form is filed.

X \_\_\_\_\_  
Signature Date (mm/dd/yyyy)

---

### 3. Set Up Electronic Privileges

Transactions may be requested via telephone, Internet, or other electronic means by the Participant and/or servicing sales representative based on instructions of the Participant.

Reasonable procedures have been established by Security Distributors to confirm that instructions communicated by telephone are genuine and may be liable for any losses due to fraudulent or unauthorized investors if it fails to comply with its procedures. Neither the Fund nor Security Distributors will be liable for any loss, liability, cost or expenses arising out of any telephone request, provided the procedures were followed. Thus, a stockholder may bear the risk of loss from a fraudulent or unauthorized request.

Continued on Next Page ►

#### 4. Invest

Select One of the Investment Options listed below: If no direction is provided, your existing account balance and future contributions will be invested in your employer's designated default fund.

- Option 1** – Choose the Professional Money Management Program – 100% of your account will be professionally managed on your behalf (additional enrollment form required)
- Option 2** – Choose your portfolio of investments by indicating your investment preferences below. Please use whole percentages totaling 100%.

##### Percentage Fund Name

\_\_\_\_\_ % American Beacon Small Cap Value  
\_\_\_\_\_ % American Funds® EuroPacific Growth  
\_\_\_\_\_ % American Funds® New World Fund®  
\_\_\_\_\_ % American Funds® Washington Mutual Investors Fund<sup>SM</sup>  
\_\_\_\_\_ % BlackRock® High Yield Bond  
\_\_\_\_\_ % Dreyfus Mid Cap Index  
\_\_\_\_\_ % Dreyfus Natural Resources  
\_\_\_\_\_ % Dreyfus S&P 500 Stock Index  
\_\_\_\_\_ % Federated Bond  
\_\_\_\_\_ % Fidelity® Advisor Mid Cap Value  
\_\_\_\_\_ % Franklin Mutual Global Discovery  
\_\_\_\_\_ % Goldman Sachs Emerging Markets Equity Insights  
\_\_\_\_\_ % Goldman Sachs Small Cap Value  
\_\_\_\_\_ % Guggenheim Macro Opportunities<sup>1</sup>  
\_\_\_\_\_ % Guggenheim Risk Managed Real Estate  
\_\_\_\_\_ % Guggenheim Total Return Bond<sup>1</sup>  
\_\_\_\_\_ % Invesco Equity and Income  
\_\_\_\_\_ % Invesco Small Cap Growth<sup>1</sup>  
\_\_\_\_\_ % Janus Henderson Enterprise<sup>1</sup>  
\_\_\_\_\_ % Janus Henderson Research  
\_\_\_\_\_ % Janus Henderson Triton  
\_\_\_\_\_ % JPMorgan Equity Income  
\_\_\_\_\_ % JPMorgan Mid Cap Growth  
\_\_\_\_\_ % JPMorgan U.S. Government Money Market<sup>1</sup>  
\_\_\_\_\_ % JPMorgan U.S. Small Company  
\_\_\_\_\_ % Loomis Sayles Global Allocation  
\_\_\_\_\_ % Natixis U.S. Equity Opportunities  
\_\_\_\_\_ % Oppenheimer Global Opportunities

##### Percentage Fund Name

\_\_\_\_\_ % PIMCO High Yield Spectrum  
\_\_\_\_\_ % PIMCO Income  
\_\_\_\_\_ % PIMCO Real Return  
\_\_\_\_\_ % PIMCO StocksPLUS® Small Fund  
\_\_\_\_\_ % Pioneer Bond  
\_\_\_\_\_ % T. Rowe Price Global Stock<sup>1</sup>  
\_\_\_\_\_ % T. Rowe Price Growth Stock  
\_\_\_\_\_ % T. Rowe Price QM U.S. Small Cap Growth Equity<sup>1</sup>  
\_\_\_\_\_ % T. Rowe Price Retirement 2010  
\_\_\_\_\_ % T. Rowe Price Retirement 2015  
\_\_\_\_\_ % T. Rowe Price Retirement 2020  
\_\_\_\_\_ % T. Rowe Price Retirement 2025  
\_\_\_\_\_ % T. Rowe Price Retirement 2030  
\_\_\_\_\_ % T. Rowe Price Retirement 2035  
\_\_\_\_\_ % T. Rowe Price Retirement 2040  
\_\_\_\_\_ % T. Rowe Price Retirement 2045  
\_\_\_\_\_ % T. Rowe Price Retirement 2050  
\_\_\_\_\_ % T. Rowe Price Retirement 2055  
\_\_\_\_\_ % T. Rowe Price Retirement 2060  
\_\_\_\_\_ % Templeton Foreign  
\_\_\_\_\_ % Templeton Global Bond  
\_\_\_\_\_ % Wells Fargo Large Cap Core  
\_\_\_\_\_ % Wells Fargo Special Mid Cap Value  
\_\_\_\_\_ % Wells Fargo Special Small Cap Value  
\_\_\_\_\_ % Fixed Account<sup>1</sup>

**Must Total 100%**

<sup>1</sup>Fund may not be available in all plans

For questions please consult with your financial representative.

#### 5. Automatic Asset Reallocation

Check one of the boxes below only if you wish to establish Automatic Asset Reallocation. Your account will be rebalanced on the first business day of the month according to the frequency selected. Frequencies are based on a calendar year.

Frequency:  Monthly  Quarterly  Semi-annually  Annually

Continued on Next Page ►

## 6. Provide Primary and Contingent Beneficiary(ies)

For additional Beneficiaries, please attach a separate list to the end of this enrollment form. If you are married and would like to designate someone other than your spouse as beneficiary, please use the [Non-Financial Change](#) form.

	<b>Primary Beneficiary Name</b> (Full Legal Name)	<b>Social Security No.</b>	<b>DOB</b> (mm/dd/yyyy)	<b>Relationship to Participant</b>	<b>% of Benefit</b>
1.					
2.					
3.					
4.					
5.					

Continued on Next Page ►

	<b>Contingent Beneficiary Name</b> (Full Legal Name)	<b>Social Security No.</b>	<b>DOB</b> (mm/dd/yyyy)	<b>Relationship to Participant</b>	<b>% of Benefit</b>
1					
2					
3.					
4.					
5.					

Continued on Next Page ►



## 7. Provide Signatures

I understand and acknowledge that:

- I am permitted to direct my investments in this plan.
- I have received and reviewed the information in my enrollment kit about investment choices and had the opportunity to freely choose how my contributions are to be invested.
- I am responsible for the results of my investment directions.
- I understand that I should contact my financial representative to confirm the assessment of redemption fees and the availability of certain funds.

X \_\_\_\_\_  
Signature of Participant Date (mm/dd/yyyy)

Name of Financial Representative \_\_\_\_\_

Financial Representative Number \_\_\_\_\_

Financial Representative Email \_\_\_\_\_

X \_\_\_\_\_  
Signature of Financial Representative Date (mm/dd/yyyy)

### Check all that apply



I elect to receive, electronically to my email address provided:

- Statements  Confirms  Fund Documents  Tax Forms

## 8. Financial Representative Use Only

Special Instructions:

---

---

---

---

---

**Mail to:**

Security Benefit Retirement Plan Services  
PO Box 219141  
Kansas City, MO 64121-9141  
Fax to: 816.701.7626

**For expedited or overnight delivery:**

Security Benefit Retirement Plan Services  
430 W 7th Street STE 219141  
Kansas City, MO 64105-1407

Visit us online at [SecurityRetirement.com](http://SecurityRetirement.com)



**Instructions**

In completing your application or investment request, please clearly write or choose the fund name listed below in the appropriate sections of each form.

**1. Choose Investment Option**

**Target Date Funds**

T. Rowe Price Retirement 2010	T. Rowe Price Retirement 2030	T. Rowe Price Retirement 2050
T. Rowe Price Retirement 2015	T. Rowe Price Retirement 2035	T. Rowe Price Retirement 2055
T. Rowe Price Retirement 2020	T. Rowe Price Retirement 2040	T. Rowe Price Retirement 2060
T. Rowe Price Retirement 2025	T. Rowe Price Retirement 2045	

**Fund Name**

American Beacon Small Cap Value  
 American Funds® EuroPacific Growth  
 American Funds® New World Fund®  
 American Funds® Washington Mutual  
 Investors Fund<sup>SM</sup>  
 BlackRock® High Yield Bond  
 Dreyfus Mid Cap Index  
 Dreyfus Natural Resources  
 Dreyfus S&P 500 Stock Index  
 Federated Bond  
 Fidelity® Advisor Mid Cap Value  
 Franklin Mutual Global Discovery  
 Goldman Sachs Emerging Markets  
 Equity Insights  
 Goldman Sachs Small Cap Value  
 Guggenheim Macro Opportunities

**Fund Name**

Guggenheim Risk Managed Real Estate  
 Guggenheim Total Return Bond  
 Invesco Equity and Income  
 Invesco Small Cap Growth<sup>2</sup>  
 Janus Henderson Enterprise<sup>3</sup>  
 Janus Henderson Research  
 Janus Henderson Triton  
 JPMorgan Equity Income  
 JPMorgan Mid Cap Growth  
 JPMorgan U.S. Government Money  
 Market<sup>1</sup>  
 JPMorgan U.S. Small Company  
 Loomis Sayles Global Allocation  
 Natixis U.S. Equity Opportunities  
 Oppenheimer Global Opportunities  
 PIMCO High Yield Spectrum

**Fund Name**

PIMCO Income  
 PIMCO Real Return  
 PIMCO StocksPLUS® Small Fund  
 Pioneer Bond  
 Templeton Foreign  
 Templeton Global Bond  
 T. Rowe Price Global Stock  
 T. Rowe Price Growth Stock  
 T. Rowe Price QM U.S. Stock Small Cap  
 Growth Equity  
 Wells Fargo Large Cap Core  
 Wells Fargo Special Mid Cap Value  
 Wells Fargo Special Small Cap Value  
 Fixed Account<sup>1</sup>

<sup>1</sup> Fund may not be available in all plans.

<sup>2</sup> This fund is not available to plans established after July 8, 2011.

<sup>3</sup> This fund is not available to plans established after January 27, 2017.

For questions please consult with your financial representative.

<b>Mail to:</b>	<b>For expedited or overnight delivery:</b>
Security Benefit Retirement Plan Services	Security Benefit Retirement Plan Services
PO Box 219141	430 W 7th Street STE 219141
Kansas City, MO 64121-9141	Kansas City, MO 64105-1407
Fax to: 816.701.7626	

Visit us online at [SecurityRetirement.com](http://SecurityRetirement.com)



Questions? Call our National Service Center at 1-800-747-3942.

### Instructions

**Use this form to transfer funds from your current carrier to Security Benefit. Complete the entire form.**

**Please type or print.**

1. The Participant should complete this Incoming Funds Transfer form.
2. Please contact your current carrier for any form requirements it may have for transferring money to another company.  
**Note:** If you are 70 ½ or older this year and are unemployed, the Required Minimum Distribution must be completed by the current carrier prior to requesting this transfer of funds.
3. Obtain Signature Guarantee if required by your current carrier.
4. Upon receiving this material, Security Benefit will send this Incoming Fund Transfer Form, along with an acceptance letter to the carrier exchanging/transferring the assets.
5. If you are completing this form for a 403(b) or 403(b)(7) account/contract please contact your employer for any processing instructions the employer or third party administrator may require.

### Notice to Current Carrier

**This completed form and your current carrier's form along with a check made payable to Security Benefit for the benefit of the Participant listed on this should be mailed to:**

<b>Mail to:</b>	<b>For expedited or overnight delivery:</b>
Security Benefit Retirement Plan Services	Security Benefit Retirement Plan Services
P.O. Box 219141	430 W. 7th Street STE 219141
Kansas City, MO 64121-9141	Kansas City, MO 64105-1407

### Provide Security Benefit Account Information

**Plan Number** \_\_\_\_\_ **Plan Name** \_\_\_\_\_

**Name of Participant** \_\_\_\_\_  
First MI Last

**Mailing Address** \_\_\_\_\_  
Line 1 Line 2  
City State Zip Code

**Social Security/Tax I.D. Number** \_\_\_\_\_

**Day Time Phone Number** \_\_\_\_\_ **Mobile/Home Phone Number** \_\_\_\_\_

**Indicate the type of account you would like to transfer your funds to (check one).**

- 401(a)       Roth 401(k)\*       457(b) Governmental
- 401(a) Governmental       403(b)(7)       Roth 457(b)\*
- 401(k)       Roth 403(b)(7)\*       457(b) Tax Exempt

\*Roth assets can only be transferred to a Roth designated account.

Continued on Next Page ►

---

## Provide Your Current Carrier Information

Please fill out the name and contact information of your current carrier.

**Current Carrier's Name** \_\_\_\_\_

**Mailing Address:** \_\_\_\_\_

Line 1

Line 2

City

State

Zip Code

**Phone Number** \_\_\_\_\_ **Account Number for Current Carrier** \_\_\_\_\_

**Indicate the account type you have with your current carrier (check one).**

- 401(a)       403(b) TSA       Roth 403(b)(7)       457(b) Tax Exempt\*       SEP-IRA
- 401(k)       Roth 403(b) TSA       457(b) Governmental       Traditional IRA       SIMPLE IRA
- Roth 401(k)       403(b)(7)       Roth 457(b)

**Indicate the investment type you have with your current carrier (check one).**

- Annuity     Bank CD     Mutual Fund

**If this request involves an annuity and your entire account balance, please check one of the following. My policy is:**

- Enclosed     Lost/Destroyed

*\*Can only transfer to another 457(b) Tax Exempt.*

---

## Set up Transfer/Rollover Options

**403(b)/403(b)(7) accounts only:**

Please indicate one of the following

- Transfer (prior employer 403(b) Plan to current employer 403(b) Plan)
- Exchange (exchange of 403(b)/403(b)(7) assets from one provider to another provider within your current employer's Plan)
- Rollover (not like to like, for example 457 to 403(b)(7), etc.)

**All other accounts other than 403(b)/403(b)(7)**

**Type of Transfer/Rollover**

- Rollover (not like-to-like, for example 457 to IRA, etc.)
- Transfer (like-to-like, for example, 457 to 457, IRA to IRA, etc.)

**Amount of Transfer/Rollover**

- Liquidate my entire Account: Estimated Value \$ \_\_\_\_\_
- Liquidate a specified amount: Amount to Transfer \$ \_\_\_\_\_
- Transfer over \_\_\_\_\_ years
- Monthly     Quarterly     Semi-Annually     Annually

**Distribution Requirements (if applicable)**

I certify that applicable requirements have been met for distribution. Check all that apply:

- Age 59 ½     Disabled     Severance from employment on \_\_\_\_\_

Date (mm/dd/yyyy)

Continued on Next Page ►

---

## Provide Investment Direction

Refer to the Fund Investment Options Sheet (Fund List) available online at [www.SecurityBenefit.com](http://www.SecurityBenefit.com) on the Forms page. Indicate your investment preferences below using whole percentages totaling 100%.

- As indicated on the enrollment form; or for an existing account, to the allocations on file.
- According to the Investment Allocations indicated below. Indicate whole percentages totaling 100%.

If no option is indicated above, the funds will be invested according to the allocations on file or the plan's default option.

Percentage	Fund Name
_____ %	_____
_____ %	_____
_____ %	_____
_____ %	_____
_____ %	_____
_____ %	_____
_____ %	_____
_____ %	_____
_____ %	_____
_____ %	_____
_____ %	_____

**Must Total 100%**

---

## Provide Signatures

As the Participant, I understand, acknowledge and certify that:

- I am responsible for tax consequences which could include the imposition of penalties, additional taxes and interest. Security Benefit assumes no responsibility or liability for any effects of this transaction.
- I am aware of my right to receive information regarding my current account, including account values.
- I certify that the information provided is correct and complete.
- I should contact my financial representative to confirm the assessment of redemption fees and the availability of certain funds.

X \_\_\_\_\_  
Signature of Participant Date (mm/dd/yyyy)

X \_\_\_\_\_  
Signature of Plan Sponsor or Third Party Administrator Date (mm/dd/yyyy) Title  
(If applicable - Please consult your Financial Representative or employer)

X \_\_\_\_\_  
Signature of Financial Advisor Date (mm/dd/yyyy) Print name of Financial Advisor

**Spousal Consent for Community Property States:** If the owner/participant is a resident of AZ, CA, ID, LA, NM, NV, TX, WA or WI, spousal consent is required, unless the owner/participant has no legal spouse.

X \_\_\_\_\_  
Signature of Spouse Date (mm/dd/yyyy)

Continued on Next Page ►

---

## Obtain Signature Guarantee

Please obtain a Signature Guarantee ONLY if required by your Current Carrier.

You can obtain a Signature Guarantee from a bank, broker or other acceptable financial institution. A Notary Public cannot provide a Signature Guarantee.

X \_\_\_\_\_  
Signature of Guarantor Date (mm/dd/yyyy) Title or Name of Institution

Place Signature of Guarantee Stamp Here

---

## Security Benefit Acceptance

To be completed by Security Benefit. Security Benefit hereby agrees to accept the transfer of the proceeds identified on this form.

X \_\_\_\_\_  
Signature of Accepting Carrier Date (mm/dd/yyyy) Title

**Mail to:**

Security Benefit Retirement Plan Services  
P.O. Box 219141  
Kansas City, MO 64121-9141  
Fax to: 816.701.7626

**For expedited or overnight delivery:**

Security Benefit Retirement Plan Services  
430 W. 7th Street STE 219141  
Kansas City, MO 64105-1407

Visit us online at [SecurityRetirement.com](http://SecurityRetirement.com)





SECURITY BENEFIT

---

# Risk Quiz and Asset Allocation Models

## Security Benefit Investor Risk Quiz



This quiz can help you determine your investing comfort zone and the model that may best suit your goals and objectives. Add up the points from your responses and use the scoring guide on the following page to help you select your asset allocation model.

<b>1. How would you best describe your investment experience and knowledge?</b>		
I have very little or no investment experience and knowledge	<b>0 POINTS</b>	
I have some experience and knowledge about investments	<b>2 POINTS</b>	
I am very experienced and knowledgeable about investments	<b>4 POINTS</b>	
<b>2. The main objective for my account is to:</b>		
Avoid losses	<b>0 POINTS</b>	
Keep pace with inflation	<b>2 POINTS</b>	
Keep pace with the stock market	<b>4 POINTS</b>	
<b>3. If my account lost 30% of its value over a short period of time, I would be:</b>		
Extremely uncomfortable – I cannot accept large short-term losses	<b>0 POINTS</b>	
Slightly uncomfortable – I may be ok with a short-term loss as long as I have time to regain those losses	<b>2 POINTS</b>	
Comfortable – I have time to regain those losses	<b>4 POINTS</b>	
<b>4. I am willing to accept a greater risk of losing money in my account for the potential of higher long-term returns:</b>		
Strongly Disagree	<b>0 POINTS</b>	
Disagree	<b>1 POINT</b>	
Neutral	<b>2 POINTS</b>	
Agree	<b>3 POINTS</b>	
Strongly Agree	<b>4 POINTS</b>	
<b>5. My account has \$100,000 in it. I would move my money to a lower risk investment if it lost _____ in one year.</b>		
\$5,000 (5%)	<b>0 POINTS</b>	
\$10,000 (10%)	<b>1 POINT</b>	
\$15,000 (15%)	<b>2 POINTS</b>	
\$20,000 (20%)	<b>3 POINTS</b>	
I would not move my money at all	<b>4 POINTS</b>	
<b>6. When attempting to achieve my investment goals:</b>		
I do not want my account to lose any value, even if it will take longer to achieve my investment goals	<b>0 POINTS</b>	
I will accept small fluctuations in my account's value	<b>1 POINT</b>	
I will accept moderate fluctuations in my account's value	<b>2 POINTS</b>	
I will accept large fluctuations in my account's value	<b>3 POINTS</b>	
I will accept extreme fluctuations in my account's value	<b>4 POINTS</b>	
<b>My Investor Score</b>		

## Security Benefit Asset Allocation Models

Find your total score in the chart below, along with your retirement timeline, to see what type of investment model may be best for you. This chart should serve only as a guide to help you determine your own investing comfort zone.

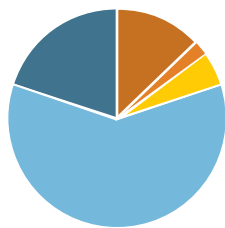
		Security Benefit   My Investor Score				
		0-2 Points	3-8 Points	9-16 Points	17-21 Points	22-24 Points
Years Until My Retirement	0-3 Years	Conservative	Conservative	Conservative	Conservative	Conservative
	3-5 Years	Conservative	Moderate Conservative	Moderate Conservative	Moderate Conservative	Moderate Conservative
	5-7 Years	Conservative	Moderate Conservative	Moderate	Moderate	Moderate
	7-12 Years	Conservative	Moderate Conservative	Moderate	Moderate Aggressive	Moderate Aggressive
	12+ Years	Conservative	Moderate Conservative	Moderate	Moderate Aggressive	Aggressive

The results of this quiz are intended to help you identify what your optimal model may be. This quiz is not intended to offer investors a complete investment profile or to provide individual advice.

## Asset Allocation Models

### Conservative

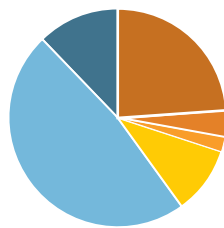
If you want to avoid a potential loss of account value, or if you are nearing retirement. The Conservative Model may have more stable and predictable returns than the other models. You should be willing to go without the potential for higher long-term returns.



- 13% - Large Cap
- 2% - Mid Cap
- 5% - Global/International
- 60% - Bonds
- 20% - Cash Equivalents

### Moderate Conservative

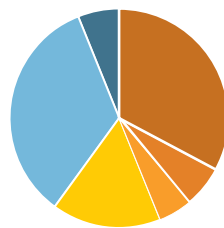
If your primary goal is to avoid short-term losses. However, you also want higher long-term returns to offset the effects of inflation. Your account will likely have relative stability, but in order to keep up with inflation, some fluctuations in your account value should be expected.



- 24% - Large Cap
- 4% - Mid Cap
- 2% - Small Cap
- 10% - Global/International
- 48% - Bonds
- 12% - Cash Equivalents

### Moderate

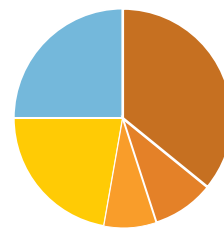
If you are interested in balancing your level of risk and return. You want to have returns in excess of inflation and an increase in your account value over the long term. When investing in this model, you should be willing to accept short-term losses and fluctuations in your account value.



- 33% - Large Cap
- 6% - Mid Cap
- 5% - Small Cap
- 16% - Global/International
- 34% - Bonds
- 6% - Cash Equivalents

### Moderate Aggressive

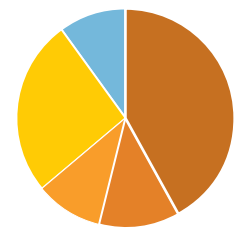
If you have more time until retirement and can tolerate higher-than-average fluctuations in your account value. This model provides the potential for higher-than-average returns over the long term. You should be willing to accept short-term losses and less stable returns.



- 36% - Large Cap
- 9% - Mid Cap
- 8% - Small Cap
- 22% - Global/International
- 25% - Bonds

### Aggressive

If you are willing and able to stay the course through short-term gains and losses because you want the potential for higher returns over the long term. You should have a long time until retirement and a high tolerance for risk. You should be willing to accept frequent short-term losses and extreme fluctuations in account value.



- 42% - Large Cap
- 12% - Mid Cap
- 10% - Small Cap
- 26% - Global/International
- 10% - Bonds

Equity	Large Cap	Large Value, Large Blend, Large Growth
	Mid Cap	Mid Cap Value, Mid Cap Blend, Mid Cap Growth
	Small Cap	Small Value, Small Blend, Small Growth
	Global/International	Foreign Large Value, Foreign Large Blend, Foreign Large Growth, Foreign Small/Mid Growth, World Stock
Fixed Income	Bonds	Corporate Bond, Intermediate-Term Bond, Multisector Bond
	Cash Equivalents	US Money Market, Fixed Account, Stable Value

# Helping your clients *To and Through Retirement*<sup>®</sup>

---

Talk to your financial professional to learn more  
or contact us at 800.888.2461.

Neither Security Benefit Corporation nor its affiliates are fiduciaries. This information is general in nature and intended for use with the general public. For additional information, including any specific advice or recommendations, please visit with your financial professional.

**Investing in annuities and/or mutual funds involves risk and there is no guarantee of investment results. Annuities are long term investments suitable for retirement planning.**

Services offered through **Security Distributors**, a subsidiary of Security Benefit Corporation (Security Benefit).

The Mesirow Financial Investment Strategies Group is a division of Mesirow Financial Investment Management Inc (MFIM). The information provided herein is for informational purposes only and should not be construed as a recommendation to purchase or sell any particular security or investment vehicle(s) offered by MFIM or affiliates of MFIM. The information contained herein has been obtained from sources believed to be reliable, but is not necessarily complete and its accuracy cannot be guaranteed. Any opinions expressed are subject to change without notice. Other Mesirow Financial affiliates may receive fees for selling or advising on the purchase or sale of products mentioned herein. Additionally, Mesirow Financial affiliates may also receive fees paid by manufacturers or distributors of said products in connection to other professional services provided by the applicable Mesirow Financial affiliate. The sale or advice provided is in no way related or contingent upon the payment received for these other services. Mesirow Financial does not provide legal or tax advice. Investment advisory services provided through MFIM, a SEC-registered investment advisor. Advisory Fees are described in MFIM's Part II of the Form ADV. Mesirow Financial refers to Mesirow Financial Holdings, Inc. and its divisions, subsidiaries and affiliates. Mesirow Financial is not affiliated with Security Benefit Corporation or its affiliates. The Mesirow Financial name and logo are registered service marks of Mesirow Financial Holdings, Inc. © 2017, Mesirow Financial Holdings, Inc. All rights reserved.

# SFR Program Non-ERISA

Quarterly Performance Report as of December 31, 2018

---

Neither Security Benefit Corporation nor its affiliates are fiduciaries. This information is general in nature and intended for use with the general public. For additional information, including any specific advice or recommendations, please visit with your financial professional.

You should consider the investment objectives, risks, charges, and expenses of the mutual funds carefully before investing. You may obtain prospectuses or summary prospectuses (if available) that contain this and other information about the mutual funds by calling our Service Center at 800.888.2461. You should read the prospectuses or summary prospectuses (if available) carefully before investing. Investing in mutual funds involves risk and there is no guarantee of investment results.

The performance data quoted represents past performance. Past performance is no guarantee of future results. Investing in mutual funds involves risk. Investment return and principal value of an investment will fluctuate so that an investor's shares, when redeemed, may be worth more or less than their original cost. Current performance may be higher or lower than the performance data quoted. Go to [www.securitybenefit.com](http://www.securitybenefit.com) then click "Prices" for the most recent month-end performance.

**Quarterly Performance Results (as of 12/31/2018)**

Morningstar Category / Fund / Benchmark	Inception	Total Returns at Net Asset Value (NAV)*						Morningstar Ratings / Out of # of Funds				Expense Ratio		Expense Waiver	
		YTD	1-Year	3-Year	5-Year	10-Year	Since Inc.	Overall	3-Year	5-Year	10-Year	Gross	Net	Type	End Date
<b>Money Market-Taxable</b>															
JPMorgan US Gov Money Market <sup>1,4,5</sup>	2/05	1.30%	1.30%	0.56%	0.34%	0.18%	1.11%	-	-	-	-	0.61%	0.59%	C	6/30/2018
BofAML USD LIBOR 3 Month Constant Maturity	-	2.08%	2.08%	1.28%	0.86%	0.67%	-	-	-	-	-	-	-	-	-
<b>Guaranteed Group Annuity</b>															
Fixed Account <sup>2,3</sup>	10/06	-	-	-	-	-	-	-	-	-	-	-	-	-	-
	-	-	-	-	-	-	-	-	-	-	-	-	-	-	-

<sup>1</sup>7-day current yield as of 12-31-18: 1.90%

<sup>2</sup>January 1 – March 31, 2019 interest rate: 1.15%

Morningstar Category / Fund / Benchmark	Inception	Total Returns at Net Asset Value (NAV)*						Morningstar Ratings / Out of # of Funds				Expense Ratio		Expense Waiver	
		YTD	1-Year	3-Year	5-Year	10-Year	Since Inc.	Overall	3-Year	5-Year	10-Year	Gross	Net	Type	End Date
<b>Allocation--50% to 70% Equity</b>															
Invesco Equity and Income	8/60	-9.65%	-9.65%	4.78%	4.15%	9.01%	9.90%	***	***	***	***	0.79%	0.78%	C	6/30/2019
Morningstar Moderate Target Risk	-	-4.76%	-4.76%	5.84%	4.08%	7.97%	-	697	697	610	440	-	-	-	-
<b>Corporate Bond</b>															
Federated Bond	6/95	-2.97%	-2.97%	3.85%	3.06%	6.75%	5.68%	****	****	***	****	1.00%	0.86%	V	-
Bloomberg Barclays US Corporate Invest Grade	-	-2.51%	-2.51%	3.26%	3.28%	5.92%	-	181	181	150	84	-	-	-	-
<b>Diversified Emerging Mkts</b>															
Amer Funds New World	10/02	-12.27%	-12.27%	6.54%	1.85%	8.29%	10.15%	*****	***	*****	*****	0.98%	0.98%	-	-
MSCI EM	-	-14.58%	-14.58%	9.25%	1.65%	8.02%	-	708	708	533	238	-	-	-	-
Goldman Sachs Emrg Mkts Eq	10/07	-16.40%	-16.40%	8.74%	2.59%	8.95%	0.51%	****	****	****	****	1.53%	1.48%	C	2/28/2019
MSCI EM	-	-14.58%	-14.58%	9.25%	1.65%	8.02%	-	708	708	533	238	-	-	-	-
<b>Foreign Large Growth</b>															
Amer Funds EuroPacific Growth	6/02	-15.22%	-15.22%	3.72%	1.50%	7.33%	6.65%	***	***	***	***	0.83%	0.83%	-	-
MSCI ACWI Ex USA Growth	-	-14.43%	-14.43%	4.19%	1.69%	7.15%	-	364	364	315	228	-	-	-	-
<b>Foreign Large Value</b>															
Templeton Foreign	10/82	-15.00%	-15.00%	3.57%	-1.64%	7.01%	9.57%	***	***	**	****	1.15%	1.10%	C	12/31/2019
MSCI ACWI Ex USA Value	-	-13.97%	-13.97%	4.75%	-0.38%	5.95%	-	273	273	225	149	-	-	-	-
<b>High Yield Bond</b>															
BlackRock High Yield Bond	11/98	-3.13%	-3.13%	5.88%	3.17%	10.63%	6.64%	****	***	****	*****	0.94%	0.94%	-	-
BofAML US High Yield Master II	-	-2.26%	-2.26%	7.27%	3.82%	10.99%	-	604	604	507	329	-	-	-	-
PIMCO High Yield Spectrum	9/10	-2.99%	-2.99%	6.21%	3.44%	-	6.02%	****	****	****	-	0.97%	0.97%	-	-
BofAML US High Yield Master II	-	-2.26%	-2.26%	7.27%	3.82%	10.99%	-	604	604	507	-	-	-	-	-
<b>Inflation-Protected Bond</b>															
PIMCO Real Return	1/97	-2.36%	-2.36%	1.88%	1.08%	3.92%	5.09%	****	***	***	*****	1.28%	1.28%	-	-
Bloomberg Barclays US Treasury US TIPS	-	-1.26%	-1.26%	2.11%	1.69%	3.64%	-	203	203	167	106	-	-	-	-
<b>Intermediate-Term Bond</b>															
Guggenheim Total Return Bond	11/11	0.64%	0.64%	4.17%	4.22%	-	5.08%	*****	*****	*****	-	0.92%	0.83%	C	2/1/2020
Bloomberg Barclays US Aggregate Bond	-	0.01%	0.01%	2.06%	2.52%	3.48%	-	876	876	767	-	-	-	-	-
Pioneer Bond	10/78	-0.88%	-0.88%	2.44%	2.63%	5.34%	7.03%	****	****	****	****	0.85%	0.85%	-	-
Bloomberg Barclays US Aggregate Bond	-	0.01%	0.01%	2.06%	2.52%	3.48%	-	876	876	767	560	-	-	-	-

Morningstar measures risk adjusted returns. The overall rating is a weighted average based on a fund's 3, 5, and 10 year star rating.

### Quarterly Performance Results (as of 12/31/2018)

Morningstar Category / Fund / Benchmark	Inception	Total Returns at Net Asset Value (NAV)*						Morningstar Ratings / Out of # of Funds				Expense Ratio		Expense Waiver	
		YTD	1-Year	3-Year	5-Year	10-Year	Since Inc.	Overall	3-Year	5-Year	10-Year	Gross	Net	Type	End Date
<b>Large Blend</b>															
Amer Funds Washington Mutual	5/02	-3.00%	-3.00%	9.72%	7.93%	12.10%	6.94%	★★★★	★★★★★	★★★★	★★★	0.64%	0.64%	-	-
Russell 1000	-	-4.78%	-4.78%	9.09%	8.21%	13.28%	-	1,208	1,208	1,071	805	-	-	-	-
Dreyfus S&P 500 Stock Index	1/90	-4.87%	-4.87%	8.70%	7.96%	12.59%	8.71%	★★★	★★★	★★★★	★★★	0.51%	0.50%	V	-
Russell 1000	-	-4.78%	-4.78%	9.09%	8.21%	13.28%	-	1,208	1,208	1,071	805	-	-	-	-
Wells Fargo Lg Cap Core	12/07	-8.73%	-8.73%	6.81%	6.90%	11.62%	6.33%	★★★	★★	★★★	★★★	1.18%	1.08%	C	11/30/2019
Russell 1000	-	-4.78%	-4.78%	9.09%	8.21%	13.28%	-	1,208	1,208	1,071	805	-	-	-	-
<b>Large Growth</b>															
Janus Hend Research <sup>7</sup>	7/09	-3.13%	-3.13%	7.22%	8.04%	14.29%	13.69%	★★★	★★	★★★	★★★	1.08%	1.08%	-	-
Russell 1000 Growth	-	-1.51%	-1.51%	11.15%	10.40%	15.29%	-	1,247	1,247	1,107	799	-	-	-	-
Natixis US Equity Opps	7/94	-6.48%	-6.48%	9.73%	9.57%	15.10%	10.20%	★★★★	★★★	★★★★	★★★★	1.19%	1.19%	-	-
Russell 1000 Growth	-	-1.51%	-1.51%	11.15%	10.40%	15.29%	-	1,247	1,247	1,107	799	-	-	-	-
TRP Growth Stock	9/02	-1.54%	-1.54%	9.72%	9.55%	15.51%	10.38%	★★★★	★★★	★★★	★★★★	1.17%	1.17%	-	-
Russell 1000 Growth	-	-1.51%	-1.51%	11.15%	10.40%	15.29%	-	1,247	1,247	1,107	799	-	-	-	-
<b>Large Value</b>															
JPMorgan Equity Income <sup>7</sup>	9/16	-4.70%	-4.70%	8.58%	7.20%	12.12%	8.33%	★★★★★	★★★★	★★★★	★★★★★	0.99%	0.99%	-	-
Russell 1000 Value	-	-8.27%	-8.27%	6.95%	5.95%	11.18%	-	1,100	1,100	937	686	-	-	-	-
<b>Mid-Cap Blend</b>															
Dreyfus Mid Cap Index	6/91	-11.50%	-11.50%	7.17%	5.56%	13.18%	10.99%	★★★★	★★★	★★★	★★★★	0.51%	0.50%	V	-
Russell Mid Cap	-	-9.06%	-9.06%	7.04%	6.26%	14.03%	-	382	382	335	235	-	-	-	-
<b>Mid-Cap Growth</b>															
Janus Hend Enterprise <sup>7</sup>	7/09	-1.30%	-1.30%	11.56%	9.82%	15.64%	15.33%	★★★★★	★★★★★	★★★★★	★★★★★	1.17%	1.17%	-	-
Russell Mid Cap Growth	-	-4.75%	-4.75%	8.59%	7.42%	15.12%	-	542	542	489	341	-	-	-	-
JPMorgan Mid Cap Growth <sup>7</sup>	9/16	-5.43%	-5.43%	6.85%	6.74%	14.35%	9.75%	★★★★	★★★	★★★	★★★★	1.27%	1.24%	C	10/31/2019
Russell Mid Cap Growth	-	-4.75%	-4.75%	8.59%	7.42%	15.12%	-	542	542	489	341	-	-	-	-
<b>Mid-Cap Value</b>															
Fidelity Adv Mid Cap Value	2/07	-19.09%	-19.09%	1.89%	3.20%	12.01%	4.99%	★★★	★	★★★	★★★	0.98%	0.98%	-	-
Russell Mid Cap Value	-	-12.29%	-12.29%	6.06%	5.44%	13.03%	-	363	363	306	218	-	-	-	-
Wells Fargo Sp MdCp Val	7/07	-13.41%	-13.41%	5.15%	4.69%	12.47%	6.92%	★★★★	★★★	★★★★	★★★★	1.18%	1.18%	-	-
Russell Mid Cap Value	-	-12.29%	-12.29%	6.06%	5.44%	13.03%	-	363	363	306	218	-	-	-	-
<b>Multisector Bond</b>															
PIMCO Income	3/07	0.18%	0.18%	5.48%	5.08%	9.40%	7.82%	★★★★★	★★★★★	★★★★★	★★★★★	1.14%	1.14%	-	-
Bloomberg Barclays US Universal	-	-0.25%	-0.25%	2.56%	2.72%	4.06%	-	292	292	218	132	-	-	-	-
<b>Natural Resources</b>															
Dreyfus Natural Resources	10/03	-17.81%	-17.81%	6.08%	-2.30%	5.48%	6.84%	★★★	★★★	★★★	★★★	1.36%	1.35%	C	2/1/2019
S&P North American Natural Resources TR	-	-21.07%	-21.07%	1.50%	-6.50%	2.99%	-	120	120	114	81	-	-	-	-
<b>Nontraditional Bond</b>															
Guggenheim Macro Opportunities	11/11	0.17%	0.17%	5.02%	3.71%	-	5.15%	★★★★★	★★★★★	★★★★★	-	1.48%	1.39%	C	2/1/2019
BofAML USD LIBOR 3 Month Constant Maturity	-	2.08%	2.08%	1.28%	0.86%	0.67%	-	274	274	177	-	-	-	-	-

Morningstar measures risk adjusted returns. The overall rating is a weighted average based on a fund's 3, 5, and 10 year star rating.

### Quarterly Performance Results (as of 12/31/2018)

Morningstar Category / Fund / Benchmark	Inception	Total Returns at Net Asset Value (NAV)*						Morningstar Ratings / Out of # of Funds				Expense Ratio		Expense Waiver	
		YTD	1-Year	3-Year	5-Year	10-Year	Since Inc.	Overall	3-Year	5-Year	10-Year	Gross	Net	Type	End Date
<b>Real Estate</b>															
Guggenheim Risk Mgd Real Est	3/14	-4.25%	-4.25%	4.76%	-	-	8.32%	★★★★★	★★★★★	-	-	1.44%	1.32%	C	2/1/2019
S&P United States REIT	-	-3.79%	-3.79%	2.88%	7.78%	12.16%	-	223	223	-	-	-	-	-	-
<b>Small Blend</b>															
Goldman Sachs Small Cap Value	8/97	-14.46%	-14.46%	5.85%	3.57%	11.89%	8.30%	★★★	★★★	★★★	★★★	1.47%	1.44%	C	12/28/2019
Russell 2000	-	-11.01%	-11.01%	7.36%	4.41%	11.97%	-	644	644	541	393	-	-	-	-
JPMorgan US Small Company <sup>7</sup>	9/16	-12.45%	-12.45%	4.59%	3.68%	12.83%	2.86%	★★★	★★	★★★	★★★★	1.22%	1.22%	-	-
Russell 2000	-	-11.01%	-11.01%	7.36%	4.41%	11.97%	-	644	644	541	393	-	-	-	-
PIMCO StocksPLUS Small Fund	7/06	-12.57%	-12.57%	8.48%	4.66%	15.38%	10.15%	★★★★	★★★★	★★★	★★★★★	1.19%	1.19%	-	-
Russell 2000	-	-11.01%	-11.01%	7.36%	4.41%	11.97%	-	644	644	541	393	-	-	-	-
<b>Small Growth</b>															
Invesco Small Cap Growth	10/95	-9.01%	-9.01%	8.15%	5.98%	14.02%	10.04%	★★★★	★★★	★★★★	★★★★	1.20%	1.20%	-	-
Russell 2000 Growth	-	-9.31%	-9.31%	7.24%	5.13%	13.52%	-	583	583	516	391	-	-	-	-
Janus Hend Triton <sup>7</sup>	7/09	-5.49%	-5.49%	9.63%	7.75%	16.49%	15.32%	★★★★★	★★★★	★★★★★	★★★★★	1.17%	1.17%	-	-
Russell 2000 Growth	-	-9.31%	-9.31%	7.24%	5.13%	13.52%	-	583	583	516	391	-	-	-	-
TRP QM US Small Cap Growth Eq <sup>6,7</sup>	7/16	-7.09%	-7.09%	7.89%	6.35%	15.41%	9.32%	★★★★	★★★	★★★★	★★★★	1.07%	1.07%	-	-
Russell 2000 Growth	-	-9.31%	-9.31%	7.24%	5.13%	13.52%	-	583	583	516	391	-	-	-	-
<b>Small Value</b>															
Amer Beacon Small Cap Value <sup>7</sup>	5/10	-15.97%	-15.97%	4.73%	2.52%	11.46%	8.11%	★★★	★★★	★★★	★★★	1.21%	1.21%	-	-
Russell 2000 Value	-	-12.86%	-12.86%	7.37%	3.61%	10.40%	-	373	373	327	228	-	-	-	-
Wells Fargo Sp SmCp Val	5/93	-13.72%	-13.72%	7.29%	4.82%	11.94%	10.59%	★★★★	★★★★	★★★★★	★★★★	1.31%	1.31%	-	-
Russell 2000 Value	-	-12.86%	-12.86%	7.37%	3.61%	10.40%	-	373	373	327	228	-	-	-	-
<b>Target-Date 2000-2010</b>															
TRP Retirement 2010 Advisor	10/03	-3.85%	-3.85%	4.59%	3.49%	7.89%	5.69%	★★★★	★★★★	★★★	★★★★	0.79%	0.79%	-	-
Morningstar Lifetime Allocation Moderate 2010	-	-2.97%	-2.97%	4.47%	3.37%	6.96%	-	118	118	93	76	-	-	-	-
<b>Target-Date 2015</b>															
TRP Retirement 2015 Advisor	5/07	-4.38%	-4.38%	5.00%	3.84%	8.81%	4.16%	★★★★★	★★★★	★★★★	★★★★★	0.82%	0.82%	-	-
Morningstar Lifetime Allocation Moderate 2015	-	-3.54%	-3.54%	4.79%	3.61%	7.55%	-	118	118	82	49	-	-	-	-
<b>Target-Date 2020</b>															
TRP Retirement 2020 Advisor	10/03	-5.20%	-5.20%	5.47%	4.20%	9.62%	6.47%	★★★★★	★★★★	★★★★	★★★★★	0.86%	0.86%	-	-
Morningstar Lifetime Allocation Moderate 2020	-	-4.16%	-4.16%	5.18%	3.87%	8.27%	-	206	206	165	107	-	-	-	-
<b>Target-Date 2025</b>															
TRP Retirement 2025 Advisor	5/07	-5.82%	-5.82%	5.84%	4.52%	10.27%	4.49%	★★★★★	★★★★	★★★★	★★★★★	0.89%	0.89%	-	-
Morningstar Lifetime Allocation Moderate 2025	-	-4.90%	-4.90%	5.69%	4.16%	9.05%	-	189	189	146	73	-	-	-	-
<b>Target-Date 2030</b>															
TRP Retirement 2030 Advisor	10/03	-6.53%	-6.53%	6.16%	4.77%	10.82%	7.04%	★★★★★	★★★★	★★★★	★★★★★	0.92%	0.92%	-	-
Morningstar Lifetime Allocation Moderate 2030	-	-5.82%	-5.82%	6.26%	4.44%	9.74%	-	196	196	155	97	-	-	-	-
<b>Target-Date 2035</b>															
TRP Retirement 2035 Advisor	5/07	-7.17%	-7.17%	6.32%	4.91%	11.14%	4.73%	★★★★★	★★★★	★★★★	★★★★★	0.95%	0.95%	-	-
Morningstar Lifetime Allocation Moderate 2035	-	-6.82%	-6.82%	6.72%	4.61%	10.17%	-	184	184	141	68	-	-	-	-

Morningstar measures risk adjusted returns. The overall rating is a weighted average based on a fund's 3, 5, and 10 year star rating.



### Quarterly Performance Results (as of 12/31/2018)

Morningstar Category / Fund / Benchmark	Inception	Total Returns at Net Asset Value (NAV)*						Morningstar Ratings / Out of # of Funds				Expense Ratio		Expense Waiver	
		YTD	1-Year	3-Year	5-Year	10-Year	Since Inc.	Overall	3-Year	5-Year	10-Year	Gross	Net	Type	End Date
<b>Target-Date 2040</b>															
TRP Retirement 2040 Advisor	10/03	-7.50%	-7.50%	6.51%	5.04%	11.33%	7.24%	★★★★★	★★★★	★★★★	★★★★★	0.97%	0.97%	-	-
Morningstar Lifetime Allocation Moderate 2040	-	-7.65%	-7.65%	6.98%	4.65%	10.32%	-	196	196	155	97	-	-	-	-
<b>Target-Date 2045</b>															
TRP Retirement 2045 Advisor	5/07	-7.78%	-7.78%	6.56%	5.07%	11.33%	4.89%	★★★★★	★★★★	★★★★	★★★★★	0.97%	0.97%	-	-
Morningstar Lifetime Allocation Moderate 2045	-	-8.17%	-8.17%	7.05%	4.60%	10.32%	-	184	184	141	67	-	-	-	-
<b>Target-Date 2050</b>															
TRP Retirement 2050 Advisor	12/06	-7.84%	-7.84%	6.53%	5.06%	11.32%	5.49%	★★★★★	★★★★	★★★★	★★★★★	0.97%	0.97%	-	-
Morningstar Lifetime Allocation Moderate 2050	-	-8.41%	-8.41%	7.05%	4.51%	10.27%	-	196	196	155	79	-	-	-	-
<b>Target-Date 2055</b>															
TRP Retirement 2055 Advisor	5/07	-7.86%	-7.86%	6.52%	5.05%	11.32%	4.87%	★★★★	★★★	★★★★	-	0.97%	0.97%	-	-
Morningstar Lifetime Allocation Moderate 2055	-	-8.57%	-8.57%	7.04%	4.42%	10.19%	-	182	182	115	-	-	-	-	-
<b>Target-Date 2060+</b>															
TRP Retirement 2060 Advisor	6/14	-7.85%	-7.85%	6.52%	-	-	4.28%	★★★	★★★	-	-	0.97%	0.97%	-	-
Morningstar Lifetime Allocation Moderate 2060	-	-8.69%	-8.69%	7.02%	4.34%	10.22%	-	99	99	-	-	-	-	-	-
<b>World Allocation</b>															
Loomis Sayles Gib Allocation	2/06	-5.23%	-5.23%	6.40%	4.76%	11.16%	6.83%	★★★★★	★★★★★	★★★★★	★★★★★	1.18%	1.18%	-	-
Morningstar Global Allocation	-	-5.42%	-5.42%	5.81%	3.78%	7.54%	-	389	389	322	160	-	-	-	-
<b>World Bond</b>															
Templeton Global Bond	9/86	1.27%	1.27%	3.26%	1.38%	5.18%	7.15%	★★★★	★★★	★★★	★★★★	1.03%	0.96%	C	6/12/2019
Citigroup WGBI NonUSD	-	-1.82%	-1.82%	3.32%	0.28%	1.27%	-	260	260	244	138	-	-	-	-
<b>World Large Stock</b>															
Franklin Mutual Global Disc	12/92	-10.99%	-10.99%	3.16%	2.12%	7.47%	9.72%	★★★	★★	★★	★★★	1.21%	1.21%	-	-
MSCI ACWI Large Cap NR USD	-	-8.63%	-8.63%	6.92%	4.41%	9.28%	-	729	729	618	360	-	-	-	-
TRP Global Stock <sup>6</sup>	4/06	-4.68%	-4.68%	10.17%	8.67%	12.75%	5.80%	★★★★★	★★★★★	★★★★★	★★★★★	1.15%	1.15%	-	-
MSCI ACWI Large Cap NR USD	-	-8.63%	-8.63%	6.92%	4.41%	9.28%	-	729	729	618	360	-	-	-	-
<b>World Small/Mid Stock</b>															
Oppenheimer Global Opps	10/90	-18.09%	-18.09%	11.41%	8.75%	15.54%	11.39%	★★★★★	★★★★	★★★★★	★★★★★	1.13%	1.13%	-	-
MSCI ACWI SMID NR USD	-	-13.80%	-13.80%	5.36%	3.55%	11.07%	-	107	107	91	57	-	-	-	-

\*The average annual total return figures assume a one-time investment of \$1,000 at the beginning of each period. All dividends are assumed to be reinvested. NAV performance returns do not reflect deduction of any front-end sales loads or contingent deferred sales loads that may be imposed by the funds. Such loads are waived by the funds for purchases made through this Program. If you purchase these funds outside of this Program, you may be subject to these charges. If the sales loads were reflected in the accompanying performance data, it would reduce the quoted performance. In addition, the NAV performance numbers do not reflect deduction of any Trust/Custodial Account charges, which would reduce the quoted performance. Because this performance information does not reflect deduction of Trust/Custodial Account charges, the quoted performance is higher than the performance experienced by your Trust/Custodial Account.

Morningstar measures risk adjusted returns. The overall rating is a weighted average based on a fund's 3, 5, and 10 year star rating.

<sup>3</sup> The Guaranteed Group Annuity (also referred to as the Fixed Account Option) is a group unallocated fixed annuity contract issued by Security Benefit Life Insurance Company ("SBL"), policy form GV4586. The obligations under the Fixed Account option are guaranteed by SBL's General Account in the event that the assets are not sufficient to meet the Fixed Account obligations. The Guaranteed Minimum Interest Rate for the Fixed Account Option is 0.50% for 2019.

<sup>4</sup> The current yield more closely reflects the current earnings of the fund than the total return.

<sup>5</sup> **You could lose money by investing in the Fund. Although the Fund seeks to preserve the value of your investment at \$1.00 per share, it cannot guarantee it will do so. An investment in the Fund is not insured or guaranteed by the Federal Deposit Insurance Corporation or any other government agency. The Fund's sponsor has no legal obligation to provide financial support to the Fund, and you should not expect that the sponsor will provide financial support to the Fund at any time.**

<sup>6</sup> Investments in the fund that are held 90 days or less may be assessed a redemption fee, which is retained by the fund. A redemption fee may be assessed on shares held 90 days or less.

<sup>7</sup> This fund uses extended performance, which generally means that the fund manager calculates performance for the share class of the fund listed based upon on performance of a previous share class. Thus, older performance may have been higher or lower if the share class listed was in existence during such time periods. For specific periods using extended performance please consult the fund's prospectus.

C - The difference between the gross expense ratio and the net expense ratio represents a contractual waiver of fees. A contractual waiver is generally provided for a specified period of time.

V - The difference between the gross expense ratio and the net expense ratio represents a voluntary waiver of fees. Unlike a contractual waiver, a voluntary waiver is not provided for a specified period of time and may end without notice. Refer to the fund's prospectus for details about this voluntary waiver.

Triple-digit or high double-digit performance is attributable, in part, to unusually favorable market conditions and may not be repeated or consistently achieved in the future. Recent market volatility may affect performance so that current performance may be lower. Performance, especially for short time periods, should not be the sole factor in making your investment decisions.

The Fixed Account and JPMorgan U.S. Government Money Market may not be available in all plans. Contact your financial representative or employer for details.

The following fund is not available in 401(k), 403(b) ERISA or 457 Tax Exempt retirement plans:  
Guggenheim Total Return Bond

Invesco Small Cap Growth is not available to plans established after July 8, 2011.

Janus Henderson Enterprise is not available to plans established after January 27, 2017.

The SFR Program is offered through Security Distributors. The SFR 401(k) and 401(a) Programs are Trust Accounts under §401 of the Internal Revenue Code. The SFR 403(b)(7) ERISA and 403(b)(7) Voluntary Programs are Custodial Accounts under §403(b)(7) of the Internal Revenue Code. The SFR 457 Governmental Program and the SFR 457 Tax Exempt Program are Trust Accounts under §457(g) of the Internal Revenue Code.

**Account Charges** - Options 1, 2, 12, 13, 14, 30, 31, 32, 33, 34, 43 and 46: Asset Based Account Fee: 1.00%. Options 3, 4, 5, 15, 16, 17, 35, 44 and 47: Asset Based Account Fee: 0.85%. Options 6, 7, 18, 19, 20, 36, 45 and 49: Asset Based Account Fee: 0.75%. Options 8, 9, 21, 22, and 23: Asset Based Account Fee: 0.65%. Options 10, 11, 24, 25 and 26: Asset Based Account Fee: 0.50%. Options 27, 28 and 29: Asset Based Account Fee: 0.35%. Administration fees of \$0 to \$40 may apply. (A Contingent Deferred Sales Charge may apply. Please contact your financial representative for details). There is an additional asset based fee of 0.10% for assets held in the American Funds.

#### **Broker Compensation**

Security Distributors pays commissions to the selling broker/dealer in connection with contributions to your custodial account. Security Distributors may use any of its corporate assets to pay such commissions and other distribution costs. A portion of any payments made to the selling broker/dealer may be passed on to the registered representative in accordance with the broker/dealer's internal compensation programs. Security Distributors pays commissions that range in amount from 0.00% to 5.00% as a percentage of initial and subsequent contributions at the time it receives them. Security Distributors also pays asset-based commissions that range from an annual percentage of 0.10% to 0.80% of average account value. The commission amount generally varies according to the custodial account fee option selected. Please ask your registered representative for further information about what he or she and the selling broker/dealer for whom he or she works may receive in connection with your contributions to the custodial account.

#### **Administrative, Marketing, and Support Service Payments**

Security Distributors (and its affiliates) may receive payments from the underlying funds, their advisers, sub-advisers, and distributors, or affiliates thereof, in consideration for distribution, administrative, marketing, and other services Security Distributors (or its affiliates) provides. Security Distributors negotiates these payments, which may differ by underlying fund (sometimes substantially), and the amounts Security Distributors (or its affiliates) receive may be significant. Making these payments may provide an adviser, sub-adviser, or distributor (or affiliate thereof) with increased access to the Security Distributors and its affiliates. Security Distributors and its affiliates anticipate they will receive payments from the underlying funds, their advisers, sub-advisers, and distributors, or affiliates thereof in the form of 12b-1 fees, investor services fees and administrative payments that range in total from 0.25% to a maximum of 0.65% of the average net assets of the account invested in the underlying fund on an annual basis. This does not include the arrangements with certain of the investment advisers, sub-advisers, or distributors (or affiliates thereof) of certain of the Underlying Funds in which the payment is not based on the average net assets of the accounts invested in the underlying fund.

#### **Morningstar Rating™**

Often simply called the Star Rating, the Morningstar Rating brings load-adjustments, performance (returns) and risk together into one evaluation. To determine a fund's star rating for a given time period (three, five, or ten years), the fund's risk-adjusted return is plotted on a bell curve: If the fund scores in the top 10% of its category, it receives 5 stars (Highest); if it falls in the next 22.5% it receives 4 stars (Above Average); a place in the middle 35% earns 3 stars (Average); those lower still, in the next 22.5%, receive 2 stars (Below Average); and the bottom 10% get only 1 star (Lowest). The Overall Morningstar Rating is a weighted average of the available three-, five-, and ten-year ratings.

©2019 Morningstar, Inc. All Rights Reserved. The information contained herein: 1) is proprietary to Morningstar and/or its content providers; 2) may not be copied or distributed; and 3) is not warranted to be accurate, complete or timely. Neither Morningstar nor its content providers are responsible for any damages or losses arising from any use of this information. Past performance is no guarantee of future results.

Securities are distributed by **Security Distributors**, a subsidiary of Security Benefit Corporation ("Security Benefit").

All Dow Jones (DJ) indexes, ©2019 Dow Jones & Company Inc.

All MSCI indexes, ©2019 Morgan Stanley Capital International, Inc.

Each of the Morningstar Category Indexes is unmanaged and cannot be invested in directly. Although index returns were gathered from reliable sources, Morningstar Investment Management cannot guarantee their accuracy or completeness.

**Security Distributors**



# Privacy Policy

The privacy of Security Benefit's customers is of utmost importance to us. You provide nonpublic personal information ("NPI") to us in the course of doing business. We treat this information as confidential and restrict access to it.

We collect NPI about you from: (1) your requests for literature; (2) your applications and forms; (3) your financial advisor; and (4) your transactions with us. We do not sell information about current or former customers. We disclose information among our affiliates and to third parties as needed to process transactions or service your account. For example, we may contract with third parties

to send you statements. Also, we disclose information as required or permitted by law. Except with regard to California residents, we also may disclose information to companies: (1) that help us sell our products; and (2) with whom we jointly offer products. When we contract with others, we will require them to adhere to our privacy standards.

At Security Benefit, we restrict access to your NPI. Such information is given only to those who need it to provide products or services to you. We also maintain: (1) physical; (2) electronic; and (3) procedural safeguards to guard your NPI.

This Privacy Policy applies to the following companies: Security Benefit Life Insurance Company, Security Benefit Corporation, Security Distributors, First Security Benefit Life Insurance and Annuity Company of New York and Security Financial Resources, Inc. It also applies to UMB Bank, n.a., which is not related to Security Benefit Corporation, to the extent that UMB Bank, n.a. serves as Trustee of any Trust Account, Custodian of any Custodial Account, or provides other services to you.





# Your path *To and Through Retirement*<sup>®</sup> begins here.

---

Talk to your financial professional to learn more  
or contact us at 800.888.2461.

Neither Security Benefit Corporation nor its affiliates are fiduciaries. This information is general in nature and intended for use with the general public. For additional information, including any specific advice or recommendations, please visit with your financial professional.

Services and securities are offered through **Security Distributors**, a subsidiary of Security Benefit Corporation (Security Benefit).