


MSCI EAFE Index


Ticker MXEA	Asset Classes International Equities	Inception Date 12/31/1969
-----------------------	--	-------------------------------------

Overview


The MSCI EAFE Index is an equity index which captures large and mid-cap representation across Developed Markets countries around the world, excluding the US and Canada. The index covers approximately 85% of the free float-adjusted market capitalization in each country.



Index Website



Index Fact Sheet



Index Brochure

Performance

Summary Performance

One Month

One Month

1 Year

1 Year

2 Year
(annualized)

2 Year (annualized)

5 Year
(annualized)

5 Year (annualized)

10 Year
(annualized)

10 Year (annualized)

20 Year
(annualized)

20 Year (annualized)

Year to Date

Year to Date

Historical Performance

Annualized Performance: -

MSCI Disclaimer: The MSCI indexes are the exclusive property of MSCI Inc. (“MSCI”). MSCI and the MSCI index names are service mark(s) of MSCI or its affiliates and have been licensed for use for certain purposes by Security Benefit Life Insurance Company. The financial products referred to herein are not sponsored, endorsed, or promoted by MSCI, and MSCI bears no liability with respect to any such financial products or any index on which such financial products are based. The annuity contract contains a more detailed description of the limited relationship MSCI has with Security Benefit Life Insurance Company and any relevant financial products. No purchaser, seller or holder of this product, or any other person or entity, should use or refer to any MSCI trade name, trademark or service mark to sponsor, endorse, market or promote this product without first contacting MSCI to determine whether MSCI’s permission is required. Under no circumstances may any person or entity claim any affiliation with MSCI without the prior written permission of MSCI.

Please also refer to the product literature for the Security Benefit Life Insurance Company annuity offering an index account based on the index.

The chart presents the change in the index value for the selected period; an individual cannot invest directly in an index. The change in the index’s value shown in the chart does not reflect the caps, spreads, trigger rates, and/or participation rates that would have applied to an index account in a fixed index annuity that determined interest credits based in part on the change in the index’s value. Past performance of the index is no guarantee of, and should not be relied upon as a predictor of the future change of the index’s value. Unless otherwise indicated, the index’s performance does not include dividends.