

S&P Multi-Asset Risk Control (MARC) 5% Index

This Index is designed to track the performance of a risk-weighted portfolio consisting of three asset classes:

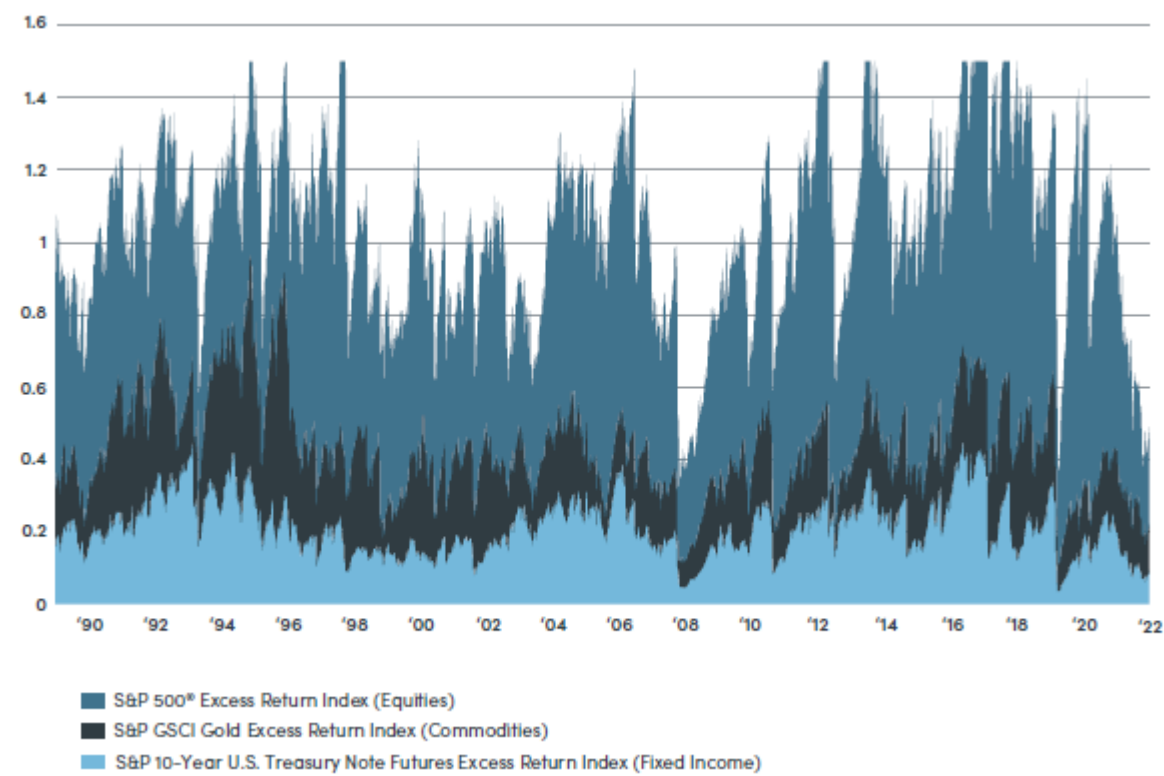
- Equities: S&P 500[®] Excess Return Index
- Commodities: S&P GSCI Gold Excess Return Index
- Fixed Income: S&P 10-Year U.S. Treasury Note futures Excess Return Index

This Index provides multi-asset diversification within a simple risk weighting framework. Should one or more of the markets experience a downturn which impacts the performance of a specific asset class, the multi-asset construction of the index allows for a systematic re-balancing to less volatile asset classes. If all asset classes are volatile the risk control also allows for reducing market exposure and increasing the allocation to interest free cash.

In order to take advantage of potential market growth, the Index may allocate more than 100% to the component indices. Should the component indices experience market declines, the Index can move a greater portion to interest free cash while still targeting 5% volatility.

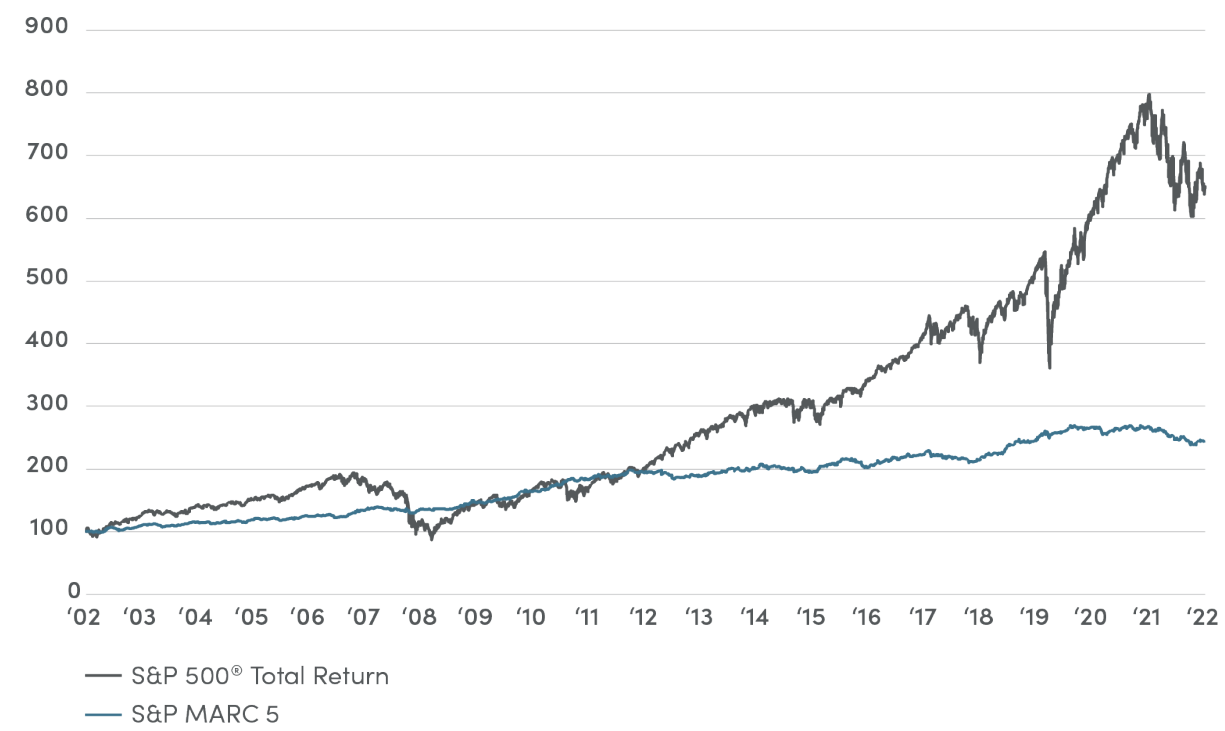
S&P MARC 5% Index Allocation Mix

The graph below shows the Index allocation for the time period shown.



S&P MARC 5% Index Historical Performance

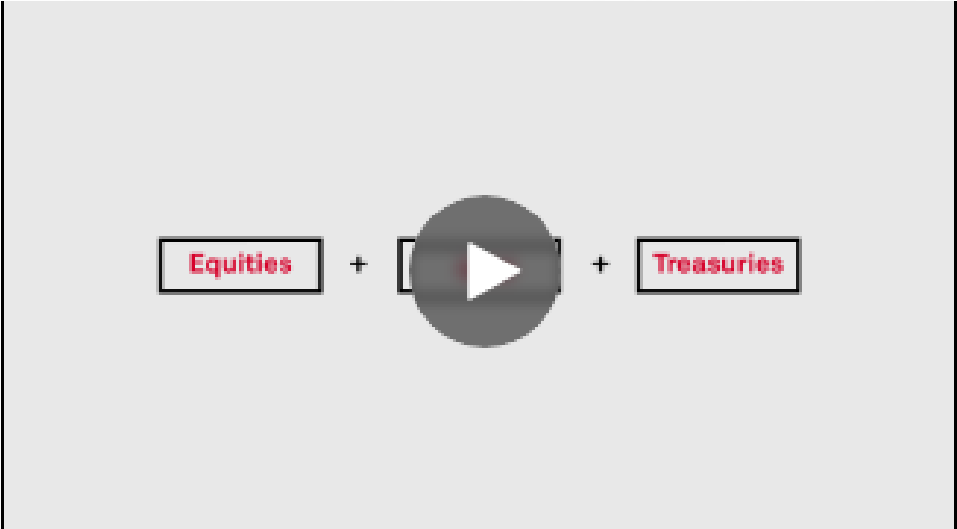
The graph below shows the Index performance of the S&P MARC 5% Index compared to the S&P 500[®] Index, indexed to the same beginning value, in this case 100.



Watch this video to learn how the S&P MARC 5% Index is constructed.



[Share this video](#)



SELLING FOUNDATIONS

The first steps in selling Foundations:

- 1. Check with your Broker-Dealer to see if Foundations is approved
- 2. [Get Appointed with Security Benefit](#)
- 3. [Complete Product Training](#)

FIA's don't have to be complicated, and with Foundations, we've created content to help make it easier to educate your clients on how the product works, from client-friendly presentations to sales ideas. Use the resources linked below to start conversations with your clients.

[Selling Foundations](#)

Related Resources

- [Foundations Annuity](#)
- [Brochure: Multi-Asset Risk Control \(MARC\) 5% Index](#)

- [Hypothetical Performance: Multi-Asset Risk Control \(MARC\) 5% Crediting Strategy](#)
- [Comparison Grid: Diversified Crediting Strategies](#)

FINANCIAL PROFESSIONAL USE ONLY — NOT FOR USE WITH CONSUMERS

The Security Benefit Foundations Annuity (form 5800 (11-10) and ICC10 5800 (11-10)), a fixed index flexible premium deferred annuity is issued by Security Benefit Life Insurance Company. Product features, limitations and availability may vary by state. In Idaho, Foundations is issued on form ICC10 5800 (11-10).

Guarantees provided by annuities are subject to the financial strength of the issuing insurance company. Annuities are not FDIC or NCUA/NCUSIF insured; are not obligations or deposits of and are not guaranteed or underwritten by any bank, savings and loan, or credit union or its affiliates; and are unrelated to and not a condition of the provision or term of any banking service or activity.

S&P Dow Jones Indices Disclaimer: The “S&P 500,” “S&P 500 Low Volatility Daily Risk Control 5% Index,” “S&P Multi-Asset Risk Control (MARC) 5% Index,” and “S&P 500 Factor Rotator Daily RC2 7% Index” are products of S&P Dow Jones Indices LLC or its affiliates (“SPDJI”) and have been licensed for use by Security Benefit Life Insurance Company (SBL). S&P®, S&P 500®, US 500, The 500, iBoxx®, iTraxx® and CDX® are trademarks of S&P Global, Inc. or its affiliates (“S&P”); Dow Jones® is a registered trademark of Dow Jones Trademark Holdings LLC (“Dow Jones”), and these trademarks have been licensed for use by SPDJI and sublicensed for certain purposes by SBL. The Foundations Annuity is not sponsored, endorsed, sold or promoted by SPDJI, Dow Jones, S&P, their respective affiliates, and none of such parties make any representation regarding the advisability of purchasing the Foundations Annuity nor do they have any liability for any errors, omissions, or interruptions of the above named indices.

Fixed index annuities are not stock market investments and do not directly participate in any equity, bond, other security, or commodities investments. Neither an index nor any fixed index annuity is comparable to a direct investment in the equity, bond, other security, or commodities markets. Unless otherwise indicated, the index's performance does not include dividends.